

## 4

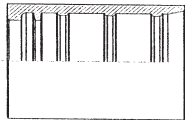
# hydraulic hose fittings

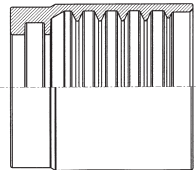
|   |         |
|---|---------|
| Ordering Codes for Hose Fittings        | Sec4:2  |
| Swaged Collars                          | Sec4:3  |
| Male Fittings                           | Sec4:4  |
| Female Fittings                         | Sec4:7  |
| O-Ring Face Seal Male Fittings          | Sec4:12 |
| O-Ring Face Seal Female Fittings        | Sec4:13 |
| Standpipes                              | Sec4:14 |
| Flanges                                 | Sec4:16 |
| Flanges-CAT                             | Sec4:18 |
| Interlock Hose Fitting                  | Sec4:19 |
| Interlock Fittings - CAT                | Sec4:26 |
| Various Hose Fittings Stecko/Lifesavers | Sec4:27 |
| Smooth and Convolute Collars            | Sec4:28 |
| Push Lock Hosetail                      | Sec4:29 |

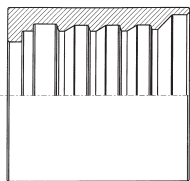
## Ordering Codes for Hose Fittings

| Code | Description                |
|------|----------------------------|
| LHC  | Larga hose collars         |
| LHT  | Large hose tails           |
| H    | hose                       |
| AT   | non-skive                  |
| A    | skive                      |
| N    | NPT male                   |
| R    | BSP male                   |
| LM   | light metric male          |
| SM   | heavy metric male          |
| J    | JIC male                   |
| FRS  | Female BSP swivel          |
| OFRS | o-ring female BSP swivel   |
| OFLM | o-ring female light metric |
| OFSM | o-ring female heavy metric |
| FJS  | female JIC swivel          |
| OR   | male ORFS                  |
| ORFS | female ORFS                |
| SPL  | standpipe light            |
| SPS  | standpipe heavy            |
| FL3  | 3000 psi flange            |
| FL6  | 6000 psi flange            |
| 45°  | elbow 45°                  |
| 90°  | elbow 90°                  |

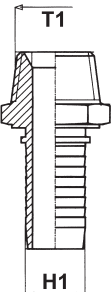
## Swaged Collars

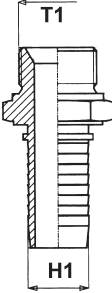
| CRIMP COLLAR FOR<br>THERMOPLASTIC SAE100 R7<br>AND EN855 R7                                      | Part number | Hose diameter (H1) |      | Retail<br>price R |
|--|-------------|--------------------|------|-------------------|
|  |             | (inch)             | (mm) |                   |
| <b>PF23</b><br> | LHC 03R7    | 3/16               | 5    |                   |
|  | LHC 04R7    | 1/4                | 6    |                   |
|  | LHC 05R7    | 5/16               | 8    |                   |
|  | LHC 06R7    | 3/8                | 10   |                   |
|  | LHC 08R7    | 1/2                | 13   |                   |

| SWAGED COLLAR FOR SAE100<br>R1AT-R2AT AND EN857 2SC<br>HOSE                                      | Part number | Hose diameter (H1) |      | Retail<br>price R |
|--|-------------|--------------------|------|-------------------|
|  |             | (inch)             | (mm) |                   |
| <b>PF22</b><br> | LHC 04AT    | 1/4                | 6    |                   |
|  | LHC 05AT    | 5/16               | 8    |                   |
|  | LHC 06AT    | 3/8                | 10   |                   |
|  | LHC 08AT    | 1/2                | 13   |                   |
|  | LHC 10AT    | 5/8                | 16   |                   |
|  | LHC 12AT    | 3/4                | 19   |                   |
|  | LHC 16AT    | 1                  | 25   |                   |
|  | LHC 20AT    | 1 1/4              | 32   |                   |
|  | LHC 24AT    | 1 1/2              | 38   |                   |
|  | LHC 32AT    | 2                  | 50   |                   |

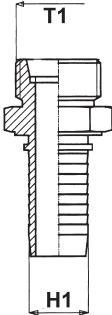
| SWAGED COLLAR FOR SAE100<br>R2A AND EN856 4SP AND<br>R12 HOSE                                      | Part number | Hose diameter (H1) |      | Retail<br>price R |
|--|-------------|--------------------|------|-------------------|
|  |             | (inch)             | (mm) |                   |
| <b>PF12</b><br> | LHC 04A     | 1/4                | 6    |                   |
|  | LHC 05A     | 5/16               | 8    |                   |
|  | LHC 06A     | 3/8                | 10   |                   |
|  | LHC 08A     | 1/2                | 13   |                   |
|  | LHC 10A     | 5/8                | 16   |                   |
|  | LHC 12A     | 3/4                | 19   |                   |
|  | LHC 16A     | 1                  | 25   |                   |
|  | LHC 20A     | 1 1/4              | 32   |                   |
|  | LHC 24A     | 1 1/2              | 38   |                   |
|  | LHC 32A     | 2                  | 50   |                   |

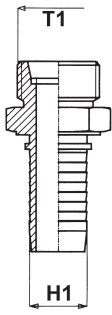
## Male Fittings

| NPT MALE  | Part number | Thread (T1) | Hose diameter (H1) |      | Retail price R |
|---|-------------|-------------|--------------------|------|----------------|
|   |             |             | (inch)             | (mm) |                |
|  | LHT 02N03H  | 1/8         | 3/16               | 5    |                |
|   | LHT 02N04H  | 1/8         | 1/4                | 6    |                |
|   | LHT 04N04H  | 1/4         | 1/4                | 6    |                |
|   | LHT 04N06H  | 1/4         | 3/8                | 10   |                |
|   | LHT 06N04H  | 3/8         | 1/4                | 6    |                |
|   | LHT 06N05H  | 3/8         | 5/16               | 8    |                |
|   | LHT 06N06H  | 3/8         | 3/8                | 10   |                |
|   | LHT 06N08H  | 3/8         | 1/2                | 13   |                |
|   | LHT 08N06H  | 1/2         | 3/8                | 10   |                |
|   | LHT 08N08H  | 1/2         | 1/2                | 13   |                |
|   | LHT 08N10H  | 1/2         | 5/8                | 16   |                |
|   | LHT 12N08H  | 3/4         | 1/2                | 13   |                |
|   | LHT 12N10H  | 3/4         | 5/8                | 16   |                |
|   | LHT 12N12H  | 3/4         | 3/4                | 19   |                |
|   | LHT 16N12H  | 1           | 3/4                | 19   |                |
|   | LHT 16N16H  | 1           | 1                  | 25   |                |
|   | LHT 20N16H  | 1 1/4       | 1                  | 25   |                |
|   | LHT 20N20H  | 1 1/4       | 1 1/4              | 32   |                |
|   | LHT 24N24H  | 1 1/2       | 1 1/2              | 38   |                |
|   | LHT 32N32H  | 2           | 2                  | 50   |                |

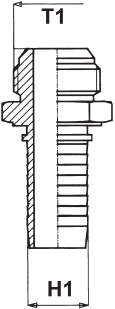
| BSP MALE CYLINDRICAL<br>60° CONE  | Part number | Thread (T1) | Hose diameter (H1) |      | Retail price R |
|---|-------------|-------------|--------------------|------|----------------|
|   |             |             | (inch)             | (mm) |                |
|  | LHT 02R03H  | 1/8         | 3/16               | 4.7  |                |
|   | LHT 02R04H  | 1/8         | 1/4                | 6    |                |
|   | LHT 04R04H  | 1/4         | 1/4                | 6    |                |
|   | LHT 06R04H  | 3/8         | 1/4                | 6    |                |
|   | LHT 06R05H  | 3/8         | 5/16               | 8    |                |
|   | LHT 06R06H  | 3/8         | 3/8                | 10   |                |
|   | LHT 06R08H  | 3/8         | 1/2                | 13   |                |
|   | LHT 08R06H  | 1/2         | 3/8                | 10   |                |
|   | LHT 08R08H  | 1/2         | 1/2                | 13   |                |
|   | LHT 10R08H  | 5/8         | 1/2                | 13   |                |
|   | LHT 10R10H  | 5/8         | 5/8                | 16   |                |
|   | LHT 12R08H  | 3/4         | 1/2                | 13   |                |
|   | LHT 12R10H  | 3/4         | 5/8                | 16   |                |
|   | LHT 12R12H  | 3/4         | 3/4                | 19   |                |
|   | LHT 16R12H  | 1           | 3/4                | 19   |                |
|   | LHT 16R16H  | 1           | 1                  | 25   |                |
|   | LHT 20R16H  | 1 1/4       | 1                  | 25   |                |
|   | LHT 20R20H  | 1 1/4       | 1 1/4              | 32   |                |
|   | LHT 24R24H  | 1 1/2       | 1 1/2              | 38   |                |
|   | LHT 32R32H  | 2           | 2                  | 50   |                |

## Male Fittings

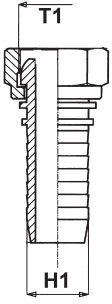
| METRIC MALE 24° LIGHT   | Part number | Thread (T1) | Hose diameter (H1) |      | Retail price R |
|---|-------------|-------------|--------------------|------|----------------|
|   |             |             | (inch)             | (mm) |                |
|  | LHT 06LM04H | 12x1,5      | 1/4                | 6    |                |
|   | LHT 08LM04H | 14x1,5      | 1/4                | 6    |                |
|   | LHT 10LM04H | 16x1,5      | 1/4                | 6    |                |
|   | LHT 10LM05H | 16x1,5      | 5/16               | 8    |                |
|   | LHT 10LM06H | 16x1,5      | 3/8                | 10   |                |
|   | LHT 12LM04H | 18x1,5      | 1/4                | 6    |                |
|   | LHT 12LM05H | 18x1,5      | 5/16               | 8    |                |
|   | LHT 12LM06H | 18x1,5      | 3/8                | 10   |                |
|   | LHT 15LM06H | 22x1,5      | 3/8                | 10   |                |
|   | LHT 15LM08H | 22x1,5      | 1/2                | 13   |                |
|   | LHT 18LM08H | 26x1,5      | 1/2                | 13   |                |
|   | LHT 18LM10H | 26x1,5      | 5/8                | 16   |                |
|   | LHT 22LM12H | 30x2        | 3/4                | 19   |                |
|   | LHT 28LM16H | 36x2        | 1                  | 25   |                |
|   | LHT 35LM20H | 45x2        | 1 1/4              | 32   |                |
|   | LHT 42LM24H | 52x2        | 1 1/2              | 38   |                |

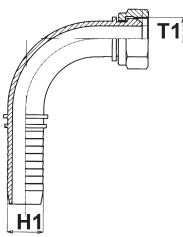
| METRIC MALE 24° HEAVY   | Part number | Thread (T1) | Hose diameter (H1) |      | Retail price R |
|---|-------------|-------------|--------------------|------|----------------|
|   |             |             | (inch)             | (mm) |                |
|  | LHT 08SM04H | 16x1,5      | 1/4                | 6    |                |
|   | LHT 10SM04H | 18x1,5      | 1/4                | 6    |                |
|   | LHT 10SM06H | 18x1,5      | 3/8                | 8    |                |
|   | LHT 10SM08H | 18x1,5      | 1/2                | 13   |                |
|   | LHT 12SM05H | 20x1,5      | 5/16               | 8    |                |
|   | LHT 12SM06H | 20x1,5      | 3/8                | 10   |                |
|   | LHT 14SM06H | 22x1,5      | 3/8                | 10   |                |
|   | LHT 14SM08H | 22x1,5      | 1/2                | 13   |                |
|   | LHT 16SM08H | 24x1,5      | 1/2                | 13   |                |
|   | LHT 20SM10H | 30x2        | 5/8                | 16   |                |
|   | LHT 20SM12H | 30x2        | 3/4                | 19   |                |
|   | LHT 25SM12H | 36x2        | 3/4                | 19   |                |
|   | LHT 25SM16H | 36x2        | 1                  | 25   |                |
|   | LHT 30SM16H | 42x2        | 1                  | 25   |                |
|   | LHT 38SM20H | 52x2        | 1 1/4              | 32   |                |

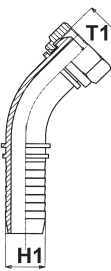
## Male Fittings

| JIC 37°  | Part number | Thread<br>(T1) | Hose diameter (H1) |      | Retail<br>price R |
|--|-------------|----------------|--------------------|------|-------------------|
|  |             |                | (inch)             | (mm) |                   |
| AGJ<br><br> | LHT 04J04H  | 7/16 - 20      | 1/4                | 6    |                   |
|  | LHT 05J04H  | 1/2 - 20       | 1/4                | 6    |                   |
|  | LHT 05J05H  | 1/2 - 20       | 5/16               | 8    |                   |
|  | LHT 06J04H  | 9/16 - 18      | 1/4                | 6    |                   |
|  | LHT 06J05H  | 9/16 - 18      | 5/16               | 8    |                   |
|  | LHT 06J06H  | 9/16 - 18      | 3/8                | 10   |                   |
|  | LHT 08J06H  | 3/4 - 16       | 3/8                | 10   |                   |
|  | LHT 08J08H  | 3/4 - 16       | 1/2                | 13   |                   |
|  | LHT 10J06H  | 7/8 - 14       | 3/8                | 10   |                   |
|  | LHT 10J08H  | 7/8 - 14       | 1/2                | 13   |                   |
|  | LHT 10J10H  | 7/8 - 14       | 5/8                | 16   |                   |
|  | LHT 12J08H  | 1 1/16 - 12    | 1/2                | 13   |                   |
|  | LHT 12J10H  | 1 1/16 - 12    | 5/8                | 16   |                   |
|  | LHT 12J12H  | 1 1/16 - 12    | 3/4                | 19   |                   |
|  | LHT 12J16H  | 1 1/16 - 12    | 1                  | 25   |                   |
|  | LHT 14J12H  | 1 3/16 - 12    | 3/4                | 19   |                   |
|  | LHT 16J12H  | 1 5/16 - 12    | 3/4                | 19   |                   |
|  | LHT 16J16H  | 1 5/16 - 12    | 1                  | 25   |                   |
|  | LHT 20J16H  | 1 5/8 - 12     | 1                  | 25   |                   |
|  | LHT 20J20H  | 1 5/8 - 12     | 1 1/4              | 32   |                   |
|  | LHT 24J20H  | 1 7/8 - 12     | 1 1/4              | 32   |                   |
|  | LHT 24J24H  | 1 7/8 - 12     | 1 1/2              | 38   |                   |
|  | LHT 32J32H  | 2 1/2 - 12     | 2                  | 50   |                   |

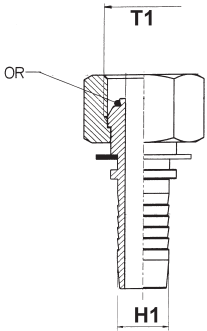
## Female Fittings

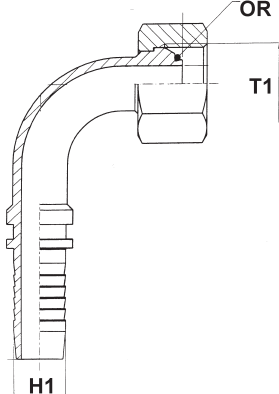
| BSP FEMALE 60° CONE   | Part number  | Thread (T1) | Hose diameter (H1) |      | Retail price R |
|---|--------------|-------------|--------------------|------|----------------|
|   |              |             | (inch)             | (mm) |                |
|  | LHT 02FRS04H | 1/8         | 1/4                | 6    |                |
|   | LHT 04FRS04H | 1/4         | 1/4                | 6    |                |
|   | LHT 04FRS05H | 1/4         | 5/16               | 8    |                |
|   | LHT 06FRS04H | 3/8         | 1/4                | 6    |                |
|   | LHT 06FRS05H | 3/8         | 5/16               | 8    |                |
|   | LHT 06FRS06H | 3/8         | 3/8                | 10   |                |
|   | LHT 06FRS08H | 3/8         | 1/2                | 13   |                |
|   | LHT 08FRS06H | 1/2         | 3/8                | 10   |                |
|   | LHT 08FRS08H | 1/2         | 1/2                | 13   |                |
|   | LHT 10FRS08H | 5/8         | 1/2                | 13   |                |
|   | LHT 10FRS10H | 5/8         | 5/8                | 16   |                |
|   | LHT 12FRS08H | 3/4         | 1/2                | 13   |                |
|   | LHT 12FRS10H | 3/4         | 5/8                | 16   |                |
|   | LHT 12FRS12H | 3/4         | 3/4                | 19   |                |
|   | LHT 16FRS12H | 1           | 3/4                | 19   |                |
| LHT 16FRS16H  | 1            | 1           | 25                 |      |                |

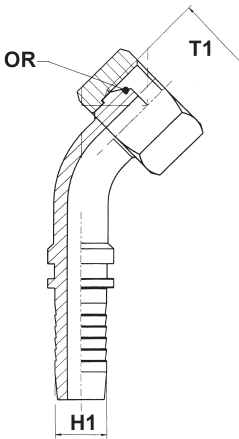
| BSP FEMALE 60° CONE   | Part number    | Thread (T1) | Hose diameter (H1) |      | Retail price R |
|---|----------------|-------------|--------------------|------|----------------|
|   |                |             | (inch)             | (mm) |                |
|  | LHT 02FRS04H90 | 1/8         | 1/4                | 6    |                |
|   | LHT 04FRS04H90 | 1/4         | 1/4                | 6    |                |
|   | LHT 06FRS04H90 | 3/8         | 1/4                | 6    |                |
|   | LHT 06FRS05H90 | 3/8         | 5/16               | 8    |                |
|   | LHT 06FRS06H90 | 3/8         | 3/8                | 10   |                |
|   | LHT 08FRS06H90 | 1/2         | 3/8                | 10   |                |
|   | LHT 08FRS08H90 | 1/2         | 1/2                | 13   |                |
|   | LHT 10FRS08H90 | 5/8         | 1/2                | 13   |                |
|   | LHT 10FRS10H90 | 5/8         | 5/8                | 16   |                |
|   | LHT 12FRS08H90 | 3/4         | 1/2                | 13   |                |
|   | LHT 12FRS10H90 | 3/4         | 5/8                | 16   |                |
|   | LHT 12FRS12H90 | 3/4         | 3/4                | 19   |                |
|   | LHT 16FRS12H90 | 1           | 3/4                | 19   |                |
|   | LHT 16FRS16H90 | 1           | 1                  | 25   |                |

| BSP FEMALE 60° CONE   | Part number    | Thread (T1) | Hose diameter (H1) |      | Retail price R |
|---|----------------|-------------|--------------------|------|----------------|
|   |                |             | (inch)             | (mm) |                |
|  | LHT 02FRS04H45 | 1/8         | 1/4                | 6    |                |
|   | LHT 04FRS04H45 | 1/4         | 1/4                | 6    |                |
|   | LHT 06FRS04H45 | 3/8         | 1/4                | 6    |                |
|   | LHT 06FRS05H45 | 3/8         | 5/16               | 8    |                |
|   | LHT 06FRS06H45 | 3/8         | 3/8                | 10   |                |
|   | LHT 08FRS06H45 | 1/2         | 3/8                | 10   |                |
|   | LHT 08FRS08H45 | 1/2         | 1/2                | 13   |                |
|   | LHT 10FRS08H45 | 5/8         | 1/2                | 13   |                |
|   | LHT 10FRS10H45 | 5/8         | 5/8                | 16   |                |
|   | LHT 12FRS08H45 | 3/4         | 1/2                | 13   |                |
|   | LHT 12FRS10H45 | 3/4         | 5/8                | 16   |                |
|   | LHT 12FRS12H45 | 3/4         | 3/4                | 19   |                |
|   | LHT 16FRS12H45 | 1           | 3/4                | 19   |                |
|   | LHT 16FRS16H45 | 1           | 1                  | 25   |                |

## Female Fittings

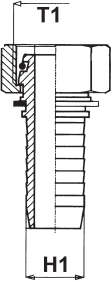
| BSP FEMALE 60° CONE<br>WITH O-RING   | Part number   | Thread<br>(T1) | Hose diameter (H1) |      | Retail<br>price R |
|--|---------------|----------------|--------------------|------|-------------------|
|  |               |                | (inch)             | (mm) |                   |
| <b>DKOR</b><br> | LHT 040FRS04H | 1/4            | 1/4                | 6    |                   |
|  | LHT 060FRS06H | 3/8            | 3/8                | 10   |                   |
|  | LHT 080FRS08H | 1/2            | 1/2                | 13   |                   |
|  | LHT 100FRS10H | 5/8            | 5/8                | 16   |                   |
|  | LHT 120FRS12H | 3/4            | 3/4                | 19   |                   |
|  | LHT 160FRS16H | 1              | 1                  | 25   |                   |
|  | LHT 200FRS16H | 1 1/4          | 1                  | 25   |                   |
|  | LHT 200FRS20H | 1 1/4          | 1 1/4              | 32   |                   |
|  | LHT 240FRS20H | 1 1/2          | 1 1/4              | 32   |                   |
|  | LHT 240FRS24H | 1 1/2          | 1 1/2              | 38   |                   |
|  | LHT 320FRS24H | 2              | 1 1/2              | 38   |                   |
|  | LHT 320FRS32H | 2              | 2                  | 50   |                   |

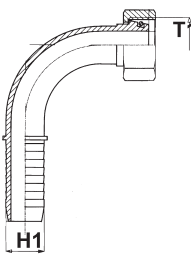
| BSP FEMALE 60° CONE<br>WITH O-RING  | Part number     | Thread<br>(T1) | Hose diameter (H1) |      | Retail<br>price R |
|---|-----------------|----------------|--------------------|------|-------------------|
|   |                 |                | (inch)             | (mm) |                   |
| <b>DKOR 90°</b><br> | LHT 040FRS04H90 | 1/4            | 1/4                | 6    |                   |
|   | LHT 060FRS06H90 | 3/8            | 3/8                | 10   |                   |
|   | LHT 080FRS08H90 | 1/2            | 1/2                | 13   |                   |
|   | LHT 100FRS10H90 | 5/8            | 5/8                | 16   |                   |
|   | LHT 120FRS12H90 | 3/4            | 3/4                | 19   |                   |
|   | LHT 160FRS16H90 | 1              | 1                  | 25   |                   |
|   | LHT 200FRS16H90 | 1 1/4          | 1                  | 25   |                   |
|   | LHT 200FRS20H90 | 1 1/4          | 1 1/4              | 32   |                   |
|   | LHT 240FRS20H90 | 1 1/2          | 1 1/4              | 32   |                   |
|   | LHT 240FRS24H90 | 1 1/2          | 1 1/2              | 38   |                   |
|   | LHT 320FRS24H90 | 2              | 1 1/2              | 38   |                   |
|   | LHT 320FRS32H90 | 2              | 2                  | 50   |                   |

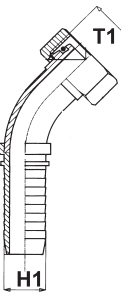
| BSP FEMALE 60° CONE<br>WITH O-RING   | Part number     | Thread<br>(T1) | Hose diameter (H1) |      | Retail<br>price R |
|--|-----------------|----------------|--------------------|------|-------------------|
|  |                 |                | (inch)             | (mm) |                   |
| <b>DKOR 45°</b><br> | LHT 040FRS04H45 | 1/4            | 1/4                | 6    |                   |
|  | LHT 060FRS06H45 | 3/8            | 3/8                | 10   |                   |
|  | LHT 080FRS08H45 | 1/2            | 1/2                | 13   |                   |
|  | LHT 100FRS10H45 | 5/8            | 5/8                | 16   |                   |
|  | LHT 120FRS12H45 | 3/4            | 3/4                | 19   |                   |
|  | LHT 160FRS16H45 | 1              | 1                  | 25   |                   |
|  | LHT 200FRS16H45 | 1 1/4          | 1                  | 25   |                   |
|  | LHT 200FRS20H45 | 1 1/4          | 1 1/4              | 32   |                   |
|  | LHT 240FRS20H45 | 1 1/2          | 1 1/4              | 32   |                   |
|  | LHT 240FRS24H45 | 1 1/2          | 1 1/2              | 38   |                   |
|  | LHT 320FRS24H45 | 2              | 1 1/2              | 38   |                   |
|  | LHT 320FRS32H45 | 2              | 2                  | 50   |                   |



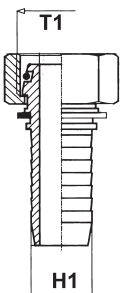
## Female Fittings

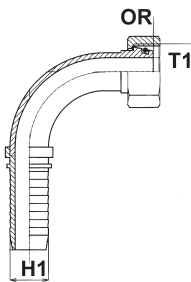
| METRIC FEMALE 24° CONE LIGHT WITH O-RING  | Part number   | Thread (T1) | Hose Diameter (H1) |      | Retail price R |
|---|---------------|-------------|--------------------|------|----------------|
|   |               |             | (inch)             | (mm) |                |
|  | LHT 060FLM04H | 12x1,5      | 1/4                | 6    |                |
|   | LHT 080FLM04H | 14x1,5      | 1/4                | 6    |                |
|   | LHT 100FLM04H | 16x1,5      | 1/4                | 6    |                |
|   | LHT 100FLM05H | 16x1,5      | 5/16               | 8    |                |
|   | LHT 100FLM06H | 16x1,5      | 3/8                | 10   |                |
|   | LHT 120FLM04H | 18x1,5      | 1/4                | 6    |                |
|   | LHT 120FLM05H | 18x1,5      | 5/16               | 8    |                |
|   | LHT 120FLM06H | 18x1,5      | 3/8                | 10   |                |
|   | LHT 150FLM06H | 22x1,5      | 3/8                | 10   |                |
|   | LHT 150FLM08H | 22x1,5      | 1/2                | 13   |                |
|   | LHT 180FLM08H | 26x1,5      | 1/2                | 13   |                |
|   | LHT 180FLM10H | 26x1,5      | 5/8                | 16   |                |
|   | LHT 220FLM12H | 30x2        | 3/4                | 19   |                |
|   | LHT 280FLM16H | 36x2        | 1                  | 25   |                |
|   | LHT 350FLM20H | 45x2        | 1 1/4              | 32   |                |
| LHT 420FLM24H   | 52x2          | 1 1/2       | 38                 |      |                |

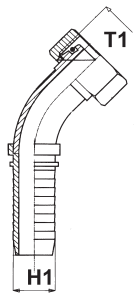
| METRIC FEMALE 24° CONE LIGHT WITH O-RING  | Part number     | Thread (T1) | Hose diameter (H1) |      | Retail price R |
|---|-----------------|-------------|--------------------|------|----------------|
|   |                 |             | (inch)             | (mm) |                |
|  | LHT 060FLM04H90 | 12x1,5      | 1/4                | 6    |                |
|   | LHT 080FLM04H90 | 14x1,5      | 1/4                | 6    |                |
|   | LHT 100FLM04H90 | 16x1,5      | 1/4                | 6    |                |
|   | LHT 100FLM05H90 | 16x1,5      | 5/16               | 8    |                |
|   | LHT 100FLM06H90 | 16x1,5      | 3/8                | 10   |                |
|   | LHT 120FLM05H90 | 18x1,5      | 5/16               | 8    |                |
|   | LHT 120FLM06H90 | 18x1,5      | 3/8                | 10   |                |
|   | LHT 150FLM08H90 | 22x1,5      | 1/2                | 13   |                |
|   | LHT 180FLM10H90 | 26x1,5      | 5/8                | 16   |                |
|   | LHT 220FLM12H90 | 30x2        | 3/4                | 19   |                |
|   | LHT 280FLM16H90 | 36x2        | 1                  | 25   |                |
|   | LHT 350FLM20H90 | 45x2        | 1 1/4              | 32   |                |
|   | LHT 420FLM24H90 | 52x2        | 1 1/2              | 38   |                |

| METRIC FEMALE 24° CONE LIGHT WITH O-RING  | Part number     | Thread (T1) | Hose diameter (H1) |      | Retail price R |
|---|-----------------|-------------|--------------------|------|----------------|
|   |                 |             | (inch)             | (mm) |                |
|  | LHT 080FLM04H45 | 14x1,5      | 1/4                | 6    |                |
|   | LHT 100FLM04H45 | 16x1,5      | 1/4                | 6    |                |
|   | LHT 100FLM05H45 | 16x1,5      | 5/16               | 8    |                |
|   | LHT 100FLM06H45 | 16x1,5      | 3/8                | 10   |                |
|   | LHT 120FLM06H45 | 18x1,5      | 3/8                | 10   |                |
|   | LHT 150FLM08H45 | 22x1,5      | 1/2                | 13   |                |
|   | LHT 180FLM10H45 | 26x1,5      | 5/8                | 16   |                |
|   | LHT 220FLM12H45 | 30x2        | 3/4                | 19   |                |
|   | LHT 280FLM16H45 | 36x2        | 1                  | 25   |                |
|   | LHT 350FLM20H45 | 45x2        | 1 1/4              | 32   |                |
|   | LHT 420FLM24H45 | 52x2        | 1 1/2              | 38   |                |

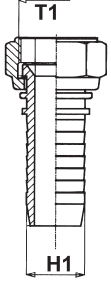
## Female Fittings

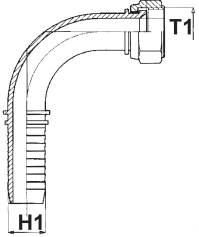
| METRIC FEMALE 24° CONE<br>HEAVY WITH O-RING                                       | Part number   | Thread<br>(T1) | Hose diameter (H1) |      | Retail<br>price R |
|---|---------------|----------------|--------------------|------|-------------------|
|   |               |                | (inch)             | (mm) |                   |
|  | LHT 080FSM04H | 16x1,5         | 1/4                | 6    |                   |
|   | LHT 100FSM04H | 18x1,5         | 1/4                | 6    |                   |
|   | LHT 120FSM05H | 20x1,5         | 5/16               | 8    |                   |
|   | LHT 120FSM06H | 20x1,5         | 3/8                | 10   |                   |
|   | LHT 140FSM06H | 22x1,5         | 3/8                | 10   |                   |
|   | LHT 160FSM08H | 24x1,5         | 1/2                | 13   |                   |
|   | LHT 200FSM10H | 30x2           | 5/8                | 16   |                   |
|   | LHT 200FSM12H | 30x2           | 3/4                | 19   |                   |
|   | LHT 250FSM12H | 36x2           | 3/4                | 19   |                   |
|   | LHT 250FSM16H | 36x2           | 1                  | 25   |                   |
|   | LHT 300FSM16H | 42x2           | 1                  | 25   |                   |
|   | LHT 380FSM20H | 52x2           | 1 1/4              | 32   |                   |

| METRIC FEMALE 24° CONE<br>HEAVY WITH O-RING  | Part number     | Thread<br>(T1) | Hose diameter (H1) |      | Retail<br>price R |
|--|-----------------|----------------|--------------------|------|-------------------|
|  |                 |                | (inch)             | (mm) |                   |
|  | LHT 080FSM04H90 | 16x1,5         | 1/4                | 6    |                   |
|  | LHT 100FSM04H90 | 18x1,5         | 1/4                | 6    |                   |
|  | LHT 120FSM05H90 | 20x1,5         | 5/16               | 8    |                   |
|  | LHT 120FSM06H90 | 20x1,5         | 3/8                | 10   |                   |
|  | LHT 140FSM06H90 | 22x1,5         | 3/8                | 10   |                   |
|  | LHT 160FSM08H90 | 24x1,5         | 1/2                | 13   |                   |
|  | LHT 200FSM10H90 | 30x2           | 5/8                | 16   |                   |
|  | LHT 200FSM12H90 | 30x2           | 3/4                | 19   |                   |
|  | LHT 250FSM12H90 | 36x2           | 3/4                | 19   |                   |
|  | LHT 250FSM16H90 | 36x2           | 1                  | 25   |                   |
|  | LHT 300FSM16H90 | 42x2           | 1                  | 25   |                   |
|  | LHT 380FSM20H90 | 52x2           | 1 1/4              | 32   |                   |

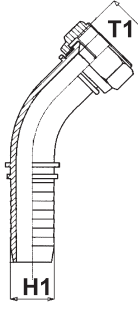
| METRIC FEMALE 24° CONE<br>HEAVY WITH O-RING   | Part number     | Thread<br>(T1) | Hose diameter (H1) |      | Retail<br>price R |
|---|-----------------|----------------|--------------------|------|-------------------|
|   |                 |                | (inch)             | (mm) |                   |
|  | LHT 080FSM04H45 | 16x1,5         | 1/4                | 6    |                   |
|   | LHT 100FSM04H45 | 18x1,5         | 1/4                | 6    |                   |
|   | LHT 120FSM05H45 | 20x1,5         | 5/16               | 8    |                   |
|   | LHT 120FSM06H45 | 20x1,5         | 3/8                | 10   |                   |
|   | LHT 140FSM06H45 | 22x1,5         | 3/8                | 10   |                   |
|   | LHT 160FSM08H45 | 24x1,5         | 1/2                | 13   |                   |
|   | LHT 200FSM10H45 | 30x2           | 5/8                | 16   |                   |
|   | LHT 200FSM12H45 | 30x2           | 3/4                | 19   |                   |
|   | LHT 250FSM12H45 | 36x2           | 3/4                | 19   |                   |
|   | LHT 250FSM16H45 | 36x2           | 1                  | 25   |                   |
|   | LHT 300FSM16H45 | 42x2           | 1                  | 25   |                   |
|   | LHT 380FSM20H45 | 52x2           | 1 1/4              | 32   |                   |

# Female Fittings

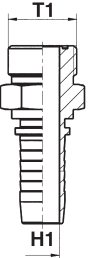
| JIC FEMALE 37°  | Part number  | Thread (T1) | Hose Diameter (H1) |      | Retail price R |
|---|--------------|-------------|--------------------|------|----------------|
|   |              |             | (inch)             | (mm) |                |
|  | LHT 04FJS03H | 1/8         | 3/16               | 5    |                |
|   | LHT 04FJS04H | 7/16 - 20   | 1/4                | 6    |                |
|   | LHT 05FJS04H | 1/2 - 20    | 1/4                | 6    |                |
|   | LHT 05FJS05H | 1/2 - 20    | 5/16               | 8    |                |
|   | LHT 06FJS04H | 9/16 - 18   | 1/4                | 6    |                |
|   | LHT 06FJS05H | 9/16 - 18   | 5/16               | 8    |                |
|   | LHT 06FJS06H | 9/16 - 18   | 3/8                | 10   |                |
|   | LHT 08FJS06H | 3/4 - 16    | 3/8                | 10   |                |
|   | LHT 08FJS08H | 3/4 - 16    | 1/2                | 13   |                |
|   | LHT 10FJS06H | 7/8 - 14    | 3/8                | 10   |                |
|   | LHT 10FJS08H | 7/8 - 14    | 1/2                | 13   |                |
|   | LHT 10FJS10H | 7/8 - 14    | 5/8                | 16   |                |
|   | LHT 12FJS08H | 1 1/16 - 12 | 1/2                | 13   |                |
|   | LHT 12FJS10H | 1 1/16 - 12 | 5/8                | 16   |                |
|   | LHT 12FJS12H | 1 1/16 - 12 | 3/4                | 19   |                |
|   | LHT 12FJS16H | 1 1/16 - 12 | 1                  | 25   |                |
|   | LHT 14FJS12H | 1 3/16 - 12 | 3/4                | 19   |                |
|   | LHT 16FJS12H | 1 5/16 - 12 | 3/4                | 19   |                |
|   | LHT 16FJS16H | 1 5/16 - 12 | 1                  | 25   |                |
|   | LHT 20FJS16H | 1 5/8 - 12  | 1                  | 25   |                |
|   | LHT 20FJS20H | 1 5/8 - 12  | 1 1/4              | 32   |                |
|   | LHT 24FJS20H | 1 7/8 - 12  | 1 1/4              | 32   |                |
|   | LHT 24FJS24H | 1 7/8 - 12  | 1 1/2              | 38   |                |
| LHT 32FJS32H  | 2 1/2 - 12   | 2           | 50                 |      |                |

| JIC FEMALE 37°  | Part number    | Thread (T1) | Hose diameter (H1) |      | Retail price R |
|---|----------------|-------------|--------------------|------|----------------|
|   |                |             | (inch)             | (mm) |                |
|  | LHT 04FJS04H90 | 7/16 - 20   | 1/4                | 6    |                |
|   | LHT 05FJS04H90 | 1/2 - 20    | 1/4                | 6    |                |
|   | LHT 06FJS04H90 | 9/16 - 18   | 1/4                | 6    |                |
|   | LHT 06FJS05H90 | 9/16 - 18   | 5/16               | 8    |                |
|   | LHT 06FJS06H90 | 9/16 - 18   | 3/8                | 10   |                |
|   | LHT 08FJS06H90 | 3/4 - 16    | 3/8                | 10   |                |
|   | LHT 08FJS08H90 | 3/4 - 16    | 1/2                | 13   |                |
|   | LHT 10FJS06H90 | 7/8 - 14    | 3/8                | 10   |                |
|   | LHT 10FJS08H90 | 7/8 - 14    | 1/2                | 13   |                |
|   | LHT 10FJS10H90 | 7/8 - 14    | 5/8                | 16   |                |
|   | LHT 12FJS08H90 | 1 1/16 - 12 | 1/2                | 13   |                |
|   | LHT 12FJS10H90 | 1 1/16 - 12 | 5/8                | 16   |                |
|   | LHT 12FJS12H90 | 1 1/16 - 12 | 3/4                | 19   |                |
|   | LHT 14FJS12H90 | 1 3/16 - 12 | 3/4                | 19   |                |
|   | LHT 16FJS12H90 | 1 5/16 - 12 | 3/4                | 19   |                |
|   | LHT 16FJS16H90 | 1 5/16 - 12 | 1                  | 25   |                |
|   | LHT 20FJS16H90 | 1 5/8 - 12  | 1                  | 25   |                |
|   | LHT 20FJS20H90 | 1 5/8 - 12  | 1 1/4              | 32   |                |
|   | LHT 24FJS20H90 | 1 7/8 - 12  | 1 1/4              | 32   |                |
|   | LHT 24FJS24H90 | 1 7/8 - 12  | 1 1/2              | 38   |                |
|   | LHT 32FJS32H90 | 2 1/2 - 12  | 2                  | 50   |                |

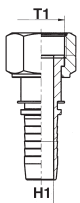
## Female Fittings

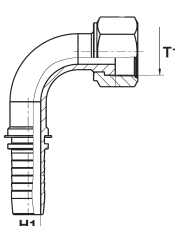
| JIC FEMALE 37°   | Part number    | Thread (T1) | Hose diameter (H1) |      | Retail price R |
|--|----------------|-------------|--------------------|------|----------------|
|  |                |             | (inch)             | (mm) |                |
| DKJ 45°<br><br> | LHT 04FJS04H45 | 7/16 - 20   | 1/4                | 6    |                |
|  | LHT 05FJS04H45 | 1/2 - 20    | 1/4                | 6    |                |
|  | LHT 06FJS04H45 | 9/16 - 18   | 1/4                | 6    |                |
|  | LHT 06FJS05H45 | 9/16 - 18   | 5/16               | 8    |                |
|  | LHT 06FJS06H45 | 9/16 - 18   | 3/8                | 10   |                |
|  | LHT 08FJS06H45 | 3/4 - 16    | 3/8                | 10   |                |
|  | LHT 08FJS08H45 | 3/4 - 16    | 1/2                | 13   |                |
|  | LHT 10FJS06H45 | 7/8 - 14    | 3/8                | 10   |                |
|  | LHT 10FJS08H45 | 7/8 - 14    | 1/2                | 13   |                |
|  | LHT 10FJS10H45 | 7/8 - 14    | 5/8                | 16   |                |
|  | LHT 12FJS08H45 | 1 1/16 - 12 | 1/2                | 13   |                |
|  | LHT 12FJS10H45 | 1 1/16 - 12 | 5/8                | 16   |                |
|  | LHT 12FJS12H45 | 1 1/16 - 12 | 3/4                | 19   |                |
|  | LHT 14FJS12H45 | 1 3/16 - 12 | 3/4                | 19   |                |
|  | LHT 16FJS12H45 | 1 5/16 - 12 | 3/4                | 19   |                |
|  | LHT 16FJS16H45 | 1 5/16 - 12 | 1                  | 25   |                |
|  | LHT 20FJS16H45 | 1 5/8 - 12  | 1                  | 25   |                |
|  | LHT 20FJS20H45 | 1 5/8 - 12  | 1 1/4              | 32   |                |
|  | LHT 24FJS20H45 | 1 7/8 - 12  | 1 1/4              | 32   |                |
|  | LHT 24FJS24H45 | 1 7/8 - 12  | 1 1/2              | 38   |                |
| LHT 32FJS32H45   | 2 1/2 - 12     | 2           | 50                 |      |                |

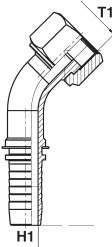
## O-Ring Face Seal Male Fitting

| O-RING FACE SEAL MALE FITTING  | Part number | Thread (T1)  | Hose diameter (H1) |      | Retail price R |
|--|-------------|--------------|--------------------|------|----------------|
|  |             |              | (inch)             | (mm) |                |
| AORFS<br><br> | LHT 040R04H | 9/16 - 18    | 1/4                | 6    |                |
|  | LHT 060R04H | 11/16 - 16   | 1/4                | 6    |                |
|  | LHT 060R05H | 11/16 - 16   | 5/16               | 8    |                |
|  | LHT 060R06H | 11/16 - 16   | 3/8                | 10   |                |
|  | LHT 080R08H | 13/16 - 16   | 1/2                | 13   |                |
|  | LHT 100R10H | 1 - 14       | 5/8                | 16   |                |
|  | LHT 120R12H | 1 3/16 - 12  | 3/4                | 19   |                |
|  | LHT 160R16H | 1 7/16 - 12  | 1                  | 25   |                |
|  | LHT 200R20H | 1 11/16 - 12 | 1 1/4              | 32   |                |
|  | LHT 240R24H | 2 - 12       | 1 1/2              | 38   |                |

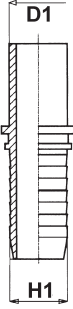
## O-Ring Face Seal Female Fitting

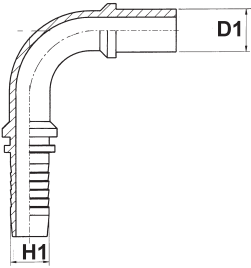
| O-RING FACE SEAL<br>FEMALE FITTING   | Part number   | Thread<br>(T1) | Hose diameter (H1) |      | Retail<br>price R |
|--|---------------|----------------|--------------------|------|-------------------|
|  |               |                | (inch)             | (mm) |                   |
| <b>ORFS</b><br><br> | LHT 040RFS04H | 9/16 - 18      | 1/4                | 6    |                   |
|  | LHT 060RFS04H | 11/16 - 16     | 1/4                | 6    |                   |
|  | LHT 060RFS05H | 11/16 - 16     | 5/16               | 8    |                   |
|  | LHT 060RFS06H | 11/16 - 16     | 3/8                | 10   |                   |
|  | LHT 080RFS06H | 13/16 - 16     | 3/8                | 10   |                   |
|  | LHT 080RFS08H | 13/16 - 16     | 1/2                | 13   |                   |
|  | LHT 100RFS08H | 1 - 14         | 1/2                | 13   |                   |
|  | LHT 100RFS10H | 1 - 14         | 5/8                | 16   |                   |
|  | LHT 120RFS08H | 1 3/16 - 12    | 1/2                | 13   |                   |
|  | LHT 120RFS12H | 1 3/16 - 12    | 3/4                | 19   |                   |
|  | LHT 160RFS12H | 1 7/16 - 12    | 3/4                | 19   |                   |
|  | LHT 160RFS16H | 1 7/16 - 12    | 1                  | 25   |                   |
|  | LHT 200RFS20H | 1 11/16 - 12   | 1 1/4              | 32   |                   |
|  | LHT 240RFS24H | 2 - 12         | 1 1/2              | 38   |                   |

| O-RING FACE SEAL<br>FEMALE FITTING   | Part number     | Thread<br>(T1) | Hose diameter (H1) |      | Retail<br>price R |
|--|-----------------|----------------|--------------------|------|-------------------|
|  |                 |                | (inch)             | (mm) |                   |
| <b>ORFS 90°</b><br><br> | LHT 040RFS04H90 | 9/16 - 18      | 1/4                | 6    |                   |
|  | LHT 060RFS04H90 | 11/16 - 16     | 1/4                | 6    |                   |
|  | LHT 060RFS05H90 | 11/16 - 16     | 5/16               | 8    |                   |
|  | LHT 060RFS06H90 | 11/16 - 16     | 3/8                | 10   |                   |
|  | LHT 080RFS06H90 | 13/16 - 16     | 3/8                | 10   |                   |
|  | LHT 080RFS08H90 | 13/16 - 16     | 1/2                | 13   |                   |
|  | LHT 100RFS08H90 | 1 - 14         | 1/2                | 13   |                   |
|  | LHT 100RFS10H90 | 1 - 14         | 5/8                | 16   |                   |
|  | LHT 120RFS08H90 | 1 3/16 - 12    | 1/2                | 13   |                   |
|  | LHT 120RFS12H90 | 1 3/16 - 12    | 3/4                | 19   |                   |
|  | LHT 160RFS12H90 | 1 7/16 - 12    | 3/4                | 19   |                   |
|  | LHT 160RFS16H90 | 1 7/16 - 12    | 1                  | 25   |                   |
|  | LHT 200RFS20H90 | 1 11/16 - 12   | 1 1/4              | 32   |                   |
|  | LHT 240RFS20H90 | 2 - 12         | 1 1/4              | 32   |                   |
| LHT 240RFS24H90  | 2 - 12          | 1 1/2          | 38                 |      |                   |

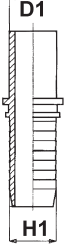
| O-RING FACE SEAL<br>FEMALE FITTING   | Part number     | Thread<br>(T1) | Hose diameter (H1) |      | Retail<br>price R |
|--|-----------------|----------------|--------------------|------|-------------------|
|  |                 |                | (inch)             | (mm) |                   |
| <b>ORFS 45°</b><br><br> | LHT 040RFS04H45 | 9/16 - 18      | 1/4                | 6    |                   |
|  | LHT 060RFS04H45 | 11/16 - 16     | 1/4                | 6    |                   |
|  | LHT 060RFS06H45 | 11/16 - 16     | 3/8                | 10   |                   |
|  | LHT 080RFS06H45 | 13/16 - 16     | 3/8                | 10   |                   |
|  | LHT 080RFS08H45 | 13/16 - 16     | 1/2                | 13   |                   |
|  | LHT 100RFS08H45 | 1 - 14         | 1/2                | 13   |                   |
|  | LHT 100RFS10H45 | 1 - 14         | 5/8                | 16   |                   |
|  | LHT 120RFS12H45 | 1 3/16 - 12    | 3/4                | 19   |                   |
|  | LHT 160RFS16H45 | 1 7/16 - 12    | 1                  | 25   |                   |
|  | LHT 200RFS20H45 | 1 11/16 - 12   | 1 1/4              | 32   |                   |
|  | LHT 240RFS24H45 | 2 - 12         | 1 1/2              | 38   |                   |

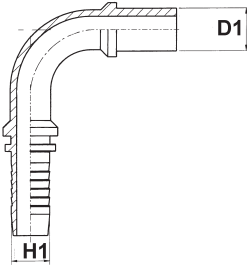
## Standpipes

| STANDPIPES LIGHT  | Part number  | (D1) | Hose diameter (H1) |      | Retail price R |
|---|--------------|------|--------------------|------|----------------|
|   |              |      | (inch)             | (mm) |                |
| <b>BEL</b><br><br> | LHT 06SPL03H |      |                    |      |                |
|   | LHT 06SPL04H | 06L  | 1/4                | 6    |                |
|   | LHT 08SPL04H | 08L  | 1/4                | 6    |                |
|   | LHT 10SPL05H | 10L  | 5/16               | 8    |                |
|   | LHT 10SPL06H | 10L  | 3/8                | 10   |                |
|   | LHT 12SPL06H | 12L  | 3/8                | 10   |                |
|   | LHT 15SPL06H | 15L  | 3/8                | 10   |                |
|   | LHT 15SPL08H | 15L  | 1/2                | 13   |                |
|   | LHT 18SPL08H | 18L  | 1/2                | 13   |                |
|   | LHT 18SPL10H | 18L  | 5/8                | 16   |                |
|   | LHT 22SPL10H | 22L  | 5/8                | 16   |                |
|   | LHT 22SPL12H | 22L  | 3/4                | 19   |                |
|   | LHT 28SPL16H | 28L  | 1                  | 25   |                |
|   | LHT 35SPL20H | 35L  | 1 1/4              | 32   |                |
|   | LHT 42SPL24H | 42L  | 1 1/2              | 38   |                |

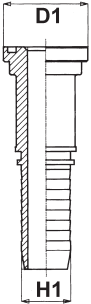
| STANDPIPES LIGHT  | Part number    | (D1) | Hose diameter (H1) |      | Retail price R |
|---|----------------|------|--------------------|------|----------------|
|   |                |      | (inch)             | (mm) |                |
| <b>BEL 90°</b><br><br> | LHT 06SPL04H90 | 06L  | 1/4                | 6    |                |
|   | LHT 08SPL04H90 | 08L  | 1/4                | 6    |                |
|   | LHT 10SPL05H90 | 10L  | 5/16               | 8    |                |
|   | LHT 10SPL06H90 | 10L  | 3/8                | 10   |                |
|   | LHT 12SPL06H90 | 12L  | 3/8                | 10   |                |
|   | LHT 15SPL08H90 | 15L  | 1/2                | 13   |                |
|   | LHT 18SPL08H90 | 18L  | 1/2                | 13   |                |
|   | LHT 18SPL10H90 | 18L  | 5/8                | 16   |                |
|   | LHT 22SPL10H90 | 22L  | 5/8                | 16   |                |
|   | LHT 22SPL12H90 | 22L  | 3/4                | 19   |                |
|   | LHT 28SPL16H90 | 28L  | 1                  | 25   |                |
|   | LHT 35SPL20H90 | 35L  | 1 1/4              | 32   |                |

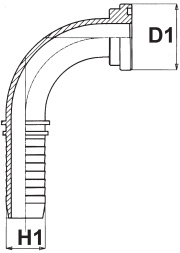
## Standpipes

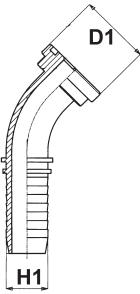
| STANDPIPES HEAVY  | Part number  | (D1) | Hose diameter (H1) |      | Retail price R |
|---|--------------|------|--------------------|------|----------------|
|   |              |      | (inch)             | (mm) |                |
| <b>BES</b><br><br> | LHT 08SPS04H | 08S  | 1/4                | 6    |                |
|   | LHT 10SPS04H | 10S  | 1/4                | 6    |                |
|   | LHT 12SPS04H | 12S  | 1/4                | 6    |                |
|   | LHT 12SPS05H | 12S  | 5/16               | 8    |                |
|   | LHT 14SPS06H | 14S  | 3/8                | 10   |                |
|   | LHT 14SPS08H | 14S  | 1/2                | 13   |                |
|   | LHT 16SPS08H | 16S  | 1/2                | 13   |                |
|   | LHT 20SPS10H | 20S  | 5/8                | 16   |                |
|   | LHT 20SPS12H | 20S  | 3/4                | 19   |                |
|   | LHT 25SPS12H | 25S  | 3/4                | 19   |                |
|   | LHT 25SPS16H | 25S  | 1                  | 25   |                |
|   | LHT 30SPS16H | 30S  | 1                  | 25   |                |
|   | LHT 38SPS20H | 38S  | 1 1/4              | 32   |                |

| STANDPIPES HEAVY   | Part number    | (D1) | Hose diameter (H1) |      | Retail price R |
|--|----------------|------|--------------------|------|----------------|
|  |                |      | (inch)             | (mm) |                |
| <b>BES 90°</b><br><br> | LHT 08SPS04H90 | 08S  | 1/4                | 6    |                |
|  | LHT 10SPS04H90 | 10S  | 1/4                | 6    |                |
|  | LHT 12SPS04H90 | 12S  | 1/4                | 6    |                |
|  | LHT 12SPS05H90 | 12S  | 5/16               | 8    |                |
|  | LHT 14SPS06H90 | 14S  | 3/8                | 10   |                |
|  | LHT 14SPS08H90 | 14S  | 1/2                | 13   |                |
|  | LHT 16SPS08H90 | 16S  | 1/2                | 13   |                |
|  | LHT 20SPS10H90 | 20S  | 5/8                | 16   |                |
|  | LHT 20SPS12H90 | 20S  | 3/4                | 19   |                |
|  | LHT 25SPS12H90 | 25S  | 3/4                | 19   |                |
|  | LHT 25SPS16H90 | 25S  | 1                  | 25   |                |
|  | LHT 30SPS16H90 | 30S  | 1                  | 25   |                |

## Flanges

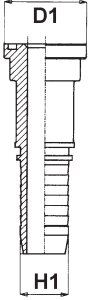
| SAE FLANGES 3000 PSI  | Part number   | (D1)  | Hose diameter (H1) |      | Retail price R |
|---|---------------|-------|--------------------|------|----------------|
|   |               |       | (inch)             | (mm) |                |
| <b>FL3</b><br> | LHT 08FL3-08H | 1/2   | 1/2                | 13   |                |
|   | LHT 12FL3-08H | 3/4   | 1/2                | 13   |                |
|   | LHT 12FL3-10H | 3/4   | 5/8                | 16   |                |
|   | LHT 12FL3-12H | 3/4   | 3/4                | 19   |                |
|   | LHT 16FL3-12H | 1     | 3/4                | 19   |                |
|   | LHT 16FL3-16H | 1     | 1                  | 25   |                |
|   | LHT 20FL3-16H | 1 1/4 | 1                  | 25   |                |
|   | LHT 20FL3-20H | 1 1/4 | 1 1/4              | 32   |                |
|   | LHT 24FL3-20H | 1 1/2 | 1 1/4              | 32   |                |
|   | LHT 24FL3-24H | 1 1/2 | 1 1/2              | 38   |                |
|   | LHT 32FL3-24H | 2     | 1 1/2              | 38   |                |
|   | LHT 32FL3-32H | 2     | 2                  | 50   |                |
|   | LHT 40FL3-32H | 2 1/2 | 2                  | 50   |                |

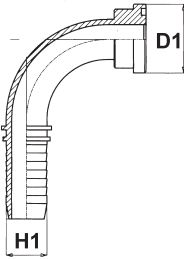
| SAE FLANGES 3000 PSI   | Part number     | (D1)  | Hose diameter (H1) |      | Retail price R |
|--|-----------------|-------|--------------------|------|----------------|
|  |                 |       | (inch)             | (mm) |                |
| <b>FL3 90°</b><br> | LHT 08FL3-08H90 | 1/2   | 1/2                | 13   |                |
|  | LHT 12FL3-08H90 | 3/4   | 1/2                | 13   |                |
|  | LHT 12FL3-10H90 | 3/4   | 5/8                | 16   |                |
|  | LHT 12FL3-12H90 | 3/4   | 3/4                | 19   |                |
|  | LHT 16FL3-12H90 | 1     | 3/4                | 19   |                |
|  | LHT 16FL3-16H90 | 1     | 1                  | 25   |                |
|  | LHT 20FL3-16H90 | 1 1/4 | 1                  | 25   |                |
|  | LHT 20FL3-20H90 | 1 1/4 | 1 1/4              | 32   |                |
|  | LHT 24FL3-20H90 | 1 1/2 | 1 1/4              | 32   |                |
|  | LHT 24FL3-24H90 | 1 1/2 | 1 1/2              | 38   |                |
|  | LHT 32FL3-24H90 | 2     | 1 1/2              | 38   |                |
|  | LHT 32FL3-32H90 | 2     | 2                  | 50   |                |

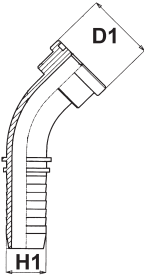
| SAE FLANGES 3000 PSI  | Part number     | (D1)  | Hose diameter (H1) |      | Retail price R |
|---|-----------------|-------|--------------------|------|----------------|
|   |                 |       | (inch)             | (mm) |                |
| <b>FL3 45°</b><br> | LHT 08FL3-08H45 | 1/2   | 1/2                | 13   |                |
|   | LHT 12FL3-08H45 | 3/4   | 1/2                | 13   |                |
|   | LHT 12FL3-10H45 | 3/4   | 5/8                | 16   |                |
|   | LHT 12FL3-12H45 | 3/4   | 3/4                | 19   |                |
|   | LHT 16FL3-12H45 | 1     | 3/4                | 19   |                |
|   | LHT 16FL3-16H45 | 1     | 1                  | 25   |                |
|   | LHT 20FL3-16H45 | 1 1/4 | 1                  | 25   |                |
|   | LHT 20FL3-20H45 | 1 1/4 | 1 1/4              | 32   |                |
|   | LHT 24FL3-20H45 | 1 1/2 | 1 1/4              | 32   |                |
|   | LHT 24FL3-24H45 | 1 1/2 | 1 1/2              | 38   |                |
|   | LHT 32FL3-24H45 | 2     | 1 1/2              | 38   |                |
|   | LHT 32FL3-32H45 | 2     | 2                  | 50   |                |



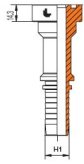
## Flanges

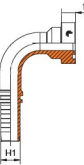
| SAE FLANGES 6000 PSI  | Part number   | (D1)  | Hose diameter (H1) |      | Retail price R |
|---|---------------|-------|--------------------|------|----------------|
|   |               |       | (inch)             | (mm) |                |
| <b>FL6</b><br> | LHT 08FL6-08H | 1/2   | 1/2                | 13   |                |
|   | LHT 12FL6-08H | 3/4   | 1/2                | 13   |                |
|   | LHT 12FL6-10H | 3/4   | 5/8                | 16   |                |
|   | LHT 12FL6-12H | 3/4   | 3/4                | 19   |                |
|   | LHT 16FL6-12H | 1     | 3/4                | 19   |                |
|   | LHT 16FL6-16H | 1     | 1                  | 25   |                |
|   | LHT 20FL6-16H | 1 1/4 | 1                  | 25   |                |
|   | LHT 20FL6-20H | 1 1/4 | 1 1/4              | 32   |                |
|   | LHT 24FL6-20H | 1 1/2 | 1 1/4              | 32   |                |
|   | LHT 24FL6-24H | 1 1/2 | 1 1/2              | 38   |                |
|   | LHT 32FL6-24H | 2     | 1 1/2              | 38   |                |
|   | LHT 32FL6-32H | 2     | 2                  | 50   |                |


| SAE FLANGES 6000 PSI   | Part number     | (D1)  | Hose diameter (H1) |      | Retail price R |
|--|-----------------|-------|--------------------|------|----------------|
|  |                 |       | (inch)             | (mm) |                |
| <b>FL6 90°</b><br> | LHT 08FL6-08H90 | 1/2   | 1/2                | 13   |                |
|  | LHT 12FL6-08H90 | 3/4   | 1/2                | 13   |                |
|  | LHT 12FL6-10H90 | 3/4   | 5/8                | 16   |                |
|  | LHT 12FL6-12H90 | 3/4   | 3/4                | 19   |                |
|  | LHT 16FL6-12H90 | 1     | 3/4                | 19   |                |
|  | LHT 16FL6-16H90 | 1     | 1                  | 25   |                |
|  | LHT 20FL6-16H90 | 1 1/4 | 1                  | 25   |                |
|  | LHT 20FL6-20H90 | 1 1/4 | 1 1/4              | 32   |                |
|  | LHT 24FL6-20H90 | 1 1/2 | 1 1/4              | 32   |                |
|  | LHT 24FL6-24H90 | 1 1/2 | 1 1/2              | 38   |                |
|  | LHT 32FL6-24H90 | 2     | 1 1/2              | 38   |                |
|  | LHT 32FL6-32H90 | 2     | 2                  | 50   |                |

| SAE FLANGES 6000 PSI  | Part number     | (D1)  | Hose diameter (H1) |      | Retail price R |
|---|-----------------|-------|--------------------|------|----------------|
|   |                 |       | (inch)             | (mm) |                |
| <b>FL6 45°</b><br> | LHT 08FL6-08H45 | 1/2   | 1/2                | 13   |                |
|   | LHT 12FL6-08H45 | 3/4   | 1/2                | 13   |                |
|   | LHT 12FL6-10H45 | 3/4   | 5/8                | 16   |                |
|   | LHT 12FL6-12H45 | 3/4   | 3/4                | 19   |                |
|   | LHT 16FL6-12H45 | 1     | 3/4                | 19   |                |
|   | LHT 16FL6-16H45 | 1     | 1                  | 25   |                |
|   | LHT 20FL6-16H45 | 1 1/4 | 1                  | 25   |                |
|   | LHT 20FL6-20H45 | 1 1/4 | 1 1/4              | 32   |                |
|   | LHT 24FL6-20H45 | 1 1/2 | 1 1/4              | 32   |                |
|   | LHT 24FL6-24H45 | 1 1/2 | 1 1/2              | 38   |                |
|   | LHT 32FL6-24H45 | 2     | 1 1/2              | 38   |                |
|   | LHT 32FL6-32H45 | 2     | 2                  | 50   |                |


# Flanges-CAT

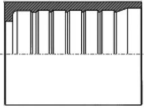
| SAE FLANGE 9000 PSI  | Part number | (D1)  | Hose diameter (H1) |      | Retail price R |
|--|-------------|-------|--------------------|------|----------------|
|  |             |       | (inch)             | (mm) |                |
| <b>FL CAT</b><br> | LHT12FL912H | 3/4   | 3/4                | 19   |                |
|  | LHT16FL912H | 1     | 3/4                | 19   |                |
|  | LHT16FL916H | 1     | 1                  | 25   |                |
|  | LHT20FL916H | 1 1/4 | 1                  | 25   |                |
|  | LHT20FL920H | 1 1/4 | 1 1/4              | 32   |                |
|  | LHT24FL920H | 1 1/2 | 1 1/4              | 32   |                |
|  | LHT24FL924H | 1 1/2 | 1 1/2              | 38   |                |

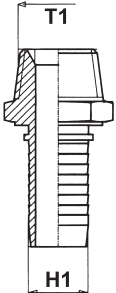
| SAE FLANGE 9000 PSI   | Part number   | (D1)  | Hose diameter (H1) |      | Retail price R |
|---|---------------|-------|--------------------|------|----------------|
|   |               |       | (inch)             | (mm) |                |
| <b>FL CAT 90</b><br> | LHT12FL912H90 | 3/4   | 3/4                | 19   |                |
|   | LHT16FL912H90 | 1     | 3/4                | 19   |                |
|   | LHT16FL916H90 | 1     | 1                  | 25   |                |
|   | LHT20FL916H90 | 1 1/4 | 1                  | 25   |                |
|   | LHT20FL920H90 | 1 1/4 | 1 1/4              | 32   |                |
|   | LHT24FL920H90 | 1 1/2 | 1 1/4              | 32   |                |
|   | LHT24FL924H90 | 1 1/2 | 1 1/2              | 38   |                |

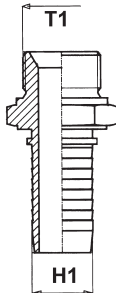
| SAE FLANGE 9000 PSI   | Part number   | (D1)  | Hose diameter (H1) |      | Retail price R |
|---|---------------|-------|--------------------|------|----------------|
|   |               |       | (inch)             | (mm) |                |
| <b>FL CAT 45</b><br> | LHT12FL912H45 | 3/4   | 3/4                | 19   |                |
|   | LHT16FL912H45 | 1     | 3/4                | 19   |                |
|   | LHT16FL916H45 | 1     | 1                  | 25   |                |
|   | LHT20FL916H45 | 1 1/4 | 1                  | 25   |                |
|   | LHT20FL920H45 | 1 1/4 | 1 1/4              | 32   |                |
|   | LHT24FL920H45 | 1 1/2 | 1 1/4              | 32   |                |
|   | LHT24FL924H45 | 1 1/2 | 1 1/2              | 38   |                |

## Interlock Hose Fittings

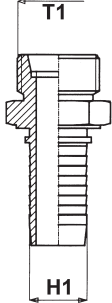
| SWAGED COLLAR FOR<br>DIN20023 / EN856-4SH  | Part number | Hose diameter (H1) |      | Retail<br>price R |
|--|-------------|--------------------|------|-------------------|
|  |             | (inch)             | (mm) |                   |
| <b>MPF3</b><br> | LHCSH 12    | 3/4                | 19   |                   |
|  | LHCSH 16    | 1                  | 25   |                   |
|  | LHCSH 20    | 1 1/4              | 32   |                   |
|  | LHCSH 24    | 1 1/2              | 38   |                   |
|  | LHCSH 32    | 2                  | 50   |                   |

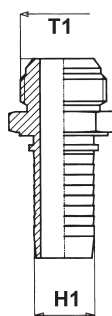
| SWAGED COLLAR FOR<br>DIN20023 /<br>EN856 - SAE 100 R13/R15  | Part number   | Hose diameter (H1) |      | Retail<br>price R |
|---|---------------|--------------------|------|-------------------|
|   |               | (inch)             | (mm) |                   |
| <b>MPF3 / MPF4</b><br> | LHCSH-12      | 3/4                | 19   |                   |
|   | LHCSH-16      | 1                  | 25   |                   |
|   | LHCR13-R15-20 | 1 1/4              | 32   |                   |
|   | LHCR13-R15-24 | 1 1/2              | 38   |                   |
|   | LHCR13-32     | 2                  | 50   |                   |

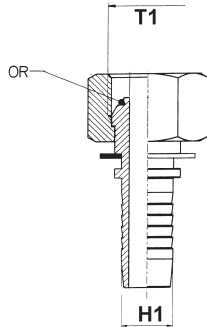
| NPT MALE   | Part number | Thread<br>(T1) | Hose diameter (H1) |      | Retail<br>price R |
|--|-------------|----------------|--------------------|------|-------------------|
|  |             |                | (inch)             | (mm) |                   |
| <b>MAGN</b><br> | LHTSH12N12H | 3/4            | 3/4                | 19   |                   |
|  | LHTSH16N16H | 1              | 1                  | 25   |                   |
|  | LHTSH20N20H | 1 1/4          | 1 1/4              | 32   |                   |
|  | LHTSH24N24H | 1 1/2          | 1 1/2              | 38   |                   |
|  | LHTSH32N32H | 2              | 2                  | 50   |                   |

| BSP MALE<br>CYLINDRICAL 60° CONE   | Part number | Thread<br>(T1) | Hose diameter (H1) |      | Retail<br>price R |
|--|-------------|----------------|--------------------|------|-------------------|
|  |             |                | (inch)             | (mm) |                   |
| <b>MAGR</b><br> | LHTSH12R12H | 3/4            | 3/4                | 19   |                   |
|  | LHTSH16R16H | 1              | 1                  | 25   |                   |
|  | LHTSH20R20H | 1 1/4          | 1 1/4              | 32   |                   |
|  | LHTSH24R24H | 1 1/2          | 1 1/2              | 38   |                   |
|  | LHTSH32R32H | 2              | 2                  | 50   |                   |

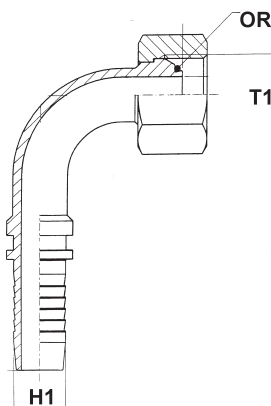
## Interlock Hose Fittings

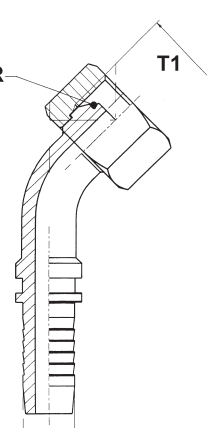
| METRIC MALE<br>24° HEAVY   | Part number  | Thread<br>(T1) | Hose diameter (H1) |      | Retail<br>price R |
|--|--------------|----------------|--------------------|------|-------------------|
|  |              |                | (inch)             | (mm) |                   |
| <b>MCES</b><br><br> | LHTSH20SM12H | M30x2          | 3/4                | 19   |                   |
|  | LHTSH25SM12H | M36x2          | 3/4                | 19   |                   |
|  | LHTSH30SM16H | M42x2          | 1                  | 25   |                   |
|  | LHTSH38SM20H | M52x2          | 1 1/4              | 32   |                   |

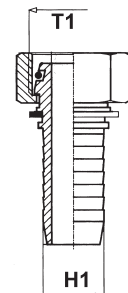
| JIC 37°   | Part number | Thread<br>(T1) | Hose diameter (H1) |      | Retail<br>price R |
|---|-------------|----------------|--------------------|------|-------------------|
|   |             |                | (inch)             | (mm) |                   |
| <b>MAGJ</b><br><br> | LHTSH12J12H | 1 1/16 - 12    | 3/4                | 19   |                   |
|   | LHTSH16J16H | 1 5/16 - 12    | 1                  | 25   |                   |
|   | LHTSH20J20H | 1 5/8 - 12     | 1 1/4              | 32   |                   |
|   | LHTSH24J24H | 1 7/8 - 12     | 1 1/2              | 38   |                   |
|   | LHTSH32J32H | 2 1/2 - 12     | 2                  | 50   |                   |

| BSP FEMALE 60° CONE WITH<br>O-RING  | Part number    | Thread<br>(T1) | Hose diameter (H1) |      | Retail<br>price R |
|---|----------------|----------------|--------------------|------|-------------------|
|   |                |                | (inch)             | (mm) |                   |
| <b>MDKOR</b><br><br> | LHTSH120FRS12H | 3/4            | 3/4                | 19   |                   |
|   | LHTSH160FRS16H | 1              | 1                  | 25   |                   |
|   | LHTSH200FRS20H | 1 1/4          | 1 1/4              | 32   |                   |
|   | LHTSH240FRS24H | 1 1/2          | 1 1/2              | 38   |                   |
|   | LHTSH320FRS32H | 2              | 2                  | 50   |                   |

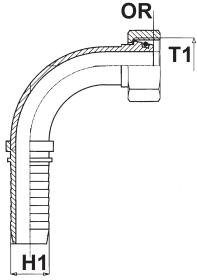
## Interlock Hose Fittings

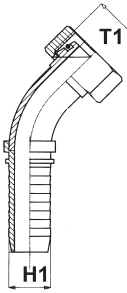
| BSP FEMALE 60° CONE WITH O-RING   | Part number      | Thread (T1) | Hose diameter (H1) |      | Retail price R |
|---|------------------|-------------|--------------------|------|----------------|
|   |                  |             | (inch)             | (mm) |                |
| <b>MDKOR 90°</b><br> | LHTSH120FRS12H90 | 3/4         | 3/4                | 19   |                |
|   | LHTSH160FRS16H90 | 1           | 1                  | 25   |                |
|   | LHTSH200FRS20H90 | 1 1/4       | 1 1/4              | 32   |                |
|   | LHTSH240FRS24H90 | 1 1/2       | 1 1/2              | 38   |                |
|   | LHTSH320FRS32H90 | 2           | 2                  | 50   |                |


| O-RING FACE SEAL FEMALE FITTING  | Part number      | Thread (T1) | Hose diameter (H1) |      | Retail price R |
|--|------------------|-------------|--------------------|------|----------------|
|  |                  |             | (inch)             | (mm) |                |
| <b>MDKOR 45°</b><br> | LHTSH120FRS12H45 | 3/4         | 3/4                | 19   |                |
|  | LHTSH160FRS16H45 | 1           | 1                  | 25   |                |
|  | LHTSH200FRS20H45 | 1 1/4       | 1 1/4              | 32   |                |
|  | LHTSH240FRS24H45 | 1 1/2       | 1 1/2              | 38   |                |
|  | LHTSH320FRS32H45 | 2           | 2                  | 50   |                |

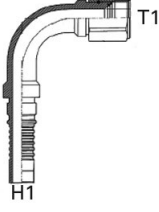
| METRIC FEMALE 24° CONE HEAVY WITH O-RING  | Part number    | Thread (T1) | Hose diameter (H1) |      | Retail price R |
|---|----------------|-------------|--------------------|------|----------------|
|   |                |             | (inch)             | (mm) |                |
| <b>MDKOS</b><br> | LHTSH200FSM12H | M30x2       | 3/4                | 19   |                |
|   | LHTSH250FSM12H | M36x2       | 3/4                | 19   |                |
|   | LHTSH300FSM16H | M42x2       | 1                  | 25   |                |
|   | LHTSH380FSM20H | M52x2       | 1 1/4              | 32   |                |

## Interlock Hose Fittings

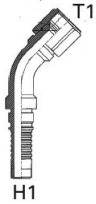
| METRIC FEMALE 24° CONE<br>HEAVY WITH O-RING   | Part number      | Thread<br>(T1) | Hose diameter (H1) |      | Retail<br>price R |
|---|------------------|----------------|--------------------|------|-------------------|
|   |                  |                | (inch)             | (mm) |                   |
| <b>MDKOS 90°</b><br> | LHTSH200FSM12H90 | M30x2          | 3/4                | 19   |                   |
|   | LHTSH250FSM12H90 | M36x2          | 3/4                | 19   |                   |
|   | LHTSH300FSM16H90 | M42x2          | 1                  | 25   |                   |
|   | LHTSH380FSM20H90 | M52x2          | 1 1/4              | 32   |                   |

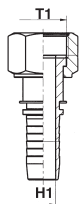
| METRIC FEMALE 24° CONE<br>HEAVY WITH O-RING  | Part number      | Thread<br>(T1) | Hose diameter (H1) |      | Retail<br>price R |
|--|------------------|----------------|--------------------|------|-------------------|
|  |                  |                | (inch)             | (mm) |                   |
| <b>MDKOS 45°</b><br> | LHTSH200FSM12H45 | 30x2           | 3/4                | 19   |                   |
|  | LHTSH250FSM12H45 | 36x2           | 3/4                | 19   |                   |
|  | LHTSH300FSM16H45 | 42x2           | 1                  | 25   |                   |
|  | LHTSH380FSM20H45 | 52x2           | 1 1/4              | 32   |                   |

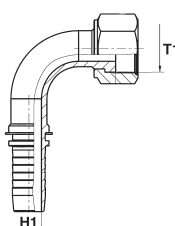
| JIC FEMALE 37°  | Part number   | Thread<br>(T1) | Hose diameter (H1) |      | Retail<br>price R |
|---|---------------|----------------|--------------------|------|-------------------|
|   |               |                | (inch)             | (mm) |                   |
| <b>MDKOJ</b><br> | LHTSH12FJS12H | 1 1/16 - 12    | 3/4                | 19   |                   |
|   | LHTSH16FJS16H | 1 5/16 - 12    | 1                  | 25   |                   |
|   | LHTSH20FJS20H | 1 5/8 - 12     | 1 1/4              | 32   |                   |
|   | LHTSH24FJS24H | 1 7/8 - 12     | 1 1/2              | 38   |                   |
|   | LHTSH32FJS32H | 2 1/2 - 12     | 2                  | 50   |                   |

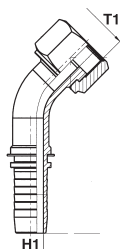
| JIC FEMALE 37°  | Part number     | Thread<br>(T1) | Hose diameter (H1) |      | Retail<br>price R |
|---|-----------------|----------------|--------------------|------|-------------------|
|   |                 |                | (inch)             | (mm) |                   |
| <b>MDKOJ 90°</b><br> | LHTSH12FJS12H90 | 1 1/16 - 12    | 3/4                | 19   |                   |
|   | LHTSH16FJS16H90 | 1 5/16 - 12    | 1                  | 25   |                   |
|   | LHTSH20FJS20H90 | 1 5/8 - 12     | 1 1/4              | 32   |                   |
|   | LHTSH24FJS24H90 | 1 7/8 - 12     | 1 1/2              | 38   |                   |
|   | LHTSH32FJS32H90 | 2 1/2 - 12     | 2                  | 50   |                   |

## Interlock Hose Fittings

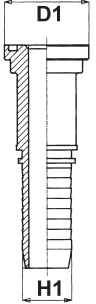
| JIC FEMALE 37°  | Part number     | Thread (T1) | Hose diameter (H1) |      | Retail price R |
|---|-----------------|-------------|--------------------|------|----------------|
|   |                 |             | (inch)             | (mm) |                |
| <b>MDKOJ 45°</b><br> | LHTSH12FJS12H45 | 1 1/16 - 12 | 3/4                | 19   |                |
|   | LHTSH16FJS16H45 | 1 5/16 - 12 | 1                  | 25   |                |
|   | LHTSH20FJS20H45 | 1 5/8 - 12  | 1 1/4              | 32   |                |
|   | LHTSH24FJS24H45 | 1 7/8 - 12  | 1 1/2              | 38   |                |
|   | LHTSH32FJS32H45 | 2 1/2 - 12  | 2                  | 50   |                |

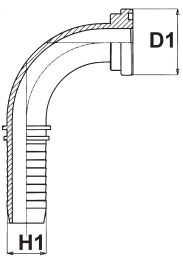
| O-RING FACE SEAL FEMALE FITTING  | Part number    | Thread (T1)  | Hose diameter (H1) |      | Retail price R |
|--|----------------|--------------|--------------------|------|----------------|
|  |                |              | (inch)             | (mm) |                |
| <b>MORFS</b><br> | LHTSH12ORFS12H | 1 3/16 - 12  | 3/4                | 19   |                |
|  | LHTSH16ORFS12H | 1 7/16 - 12  | 3/4                | 19   |                |
|  | LHTSH16ORFS16H | 1 7/16 - 12  | 1                  | 25   |                |
|  | LHTSH20ORFS20H | 1 11/16 - 12 | 1 1/4              | 32   |                |
|  | LHTSH24ORFS24H | 2 - 12       | 1 1/2              | 38   |                |

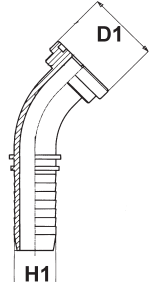
| O-RING FACE SEAL FEMALE FITTING   | Part number      | Thread (T1)  | Hose diameter (H1) |      | Retail price R |
|---|------------------|--------------|--------------------|------|----------------|
|   |                  |              | (inch)             | (mm) |                |
| <b>MORFS 90°</b><br> | LHTSH12ORFS12H90 | 1 3/16 - 12  | 3/4                | 19   |                |
|   | LHTSH16ORFS16H90 | 1 7/16 - 12  | 1                  | 25   |                |
|   | LHTSH20ORFS20H90 | 1 11/16 - 12 | 1 1/4              | 32   |                |
|   | LHTSH24ORFS24H90 | 2 - 12       | 1 1/2              | 38   |                |

| O-RING FACE SEAL FEMALE FITTING   | Part number      | Thread (T1)  | Hose diameter (H1) |      | Retail price R |
|---|------------------|--------------|--------------------|------|----------------|
|   |                  |              | (inch)             | (mm) |                |
| <b>MORFS 45°</b><br> | LHTSH12ORFS12H45 | 1 3/16 - 12  | 3/4                | 19   |                |
|   | LHTSH16ORFS16H45 | 1 7/16 - 12  | 1                  | 25   |                |
|   | LHTSH20ORFS20H45 | 1 11/16 - 12 | 1 1/4              | 32   |                |
|   | LHTSH24ORFS24H45 | 2 - 12       | 1 1/2              | 38   |                |

## Interlock Hose Fittings

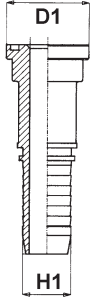
| SAE FLANGE 3000 PSI  | Part number    | (D1)  | Hose diameter (H1) |      | Retail price R |
|--|----------------|-------|--------------------|------|----------------|
|  |                |       | (inch)             | (mm) |                |
| <b>MFL3</b><br> | LHTSH12FL3-12H | 3/4   | 3/4                | 19   |                |
|  | LHTSH16FL3-12H | 1     | 3/4                | 19   |                |
|  | LHTSH16FL3-16H | 1     | 1                  | 25   |                |
|  | LHTSH20FL3-16H | 1 1/4 | 1                  | 25   |                |
|  | LHTSH20FL3-20H | 1 1/4 | 1 1/4              | 32   |                |
|  | LHTSH24FL3-20H | 1 1/2 | 1 1/4              | 32   |                |
|  | LHTSH24FL3-24H | 1 1/2 | 1 1/2              | 38   |                |
|  | LHTSH32FL3-24H | 2     | 1 1/2              | 38   |                |
|  | LHTSH32FL3-32H | 2     | 2                  | 50   |                |

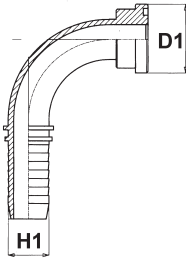
| SAE FLANGE 3000 PSI   | Part number      | (D1)  | Hose diameter (H1) |      | Retail price R |
|---|------------------|-------|--------------------|------|----------------|
|   |                  |       | (inch)             | (mm) |                |
| <b>MFL3 90°</b><br> | LHTSH12FL3-12H90 | 3/4   | 3/4                | 19   |                |
|   | LHTSH16FL3-12H90 | 1     | 3/4                | 19   |                |
|   | LHTSH16FL3-16H90 | 1     | 1                  | 25   |                |
|   | LHTSH20FL3-16H90 | 1 1/4 | 1                  | 25   |                |
|   | LHTSH20FL3-20H90 | 1 1/4 | 1 1/4              | 32   |                |
|   | LHTSH24FL3-20H90 | 1 1/2 | 1 1/4              | 32   |                |
|   | LHTSH24FL3-24H90 | 1 1/2 | 1 1/2              | 38   |                |
|   | LHTSH32FL3-24H90 | 2     | 1 1/2              | 38   |                |
|   | LHTSH32FL3-32H90 | 2     | 2                  | 50   |                |

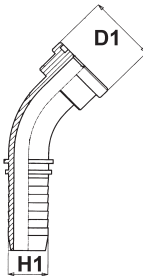
| SAE FLANGE 3000 PSI  | Part number      | (D1)  | Hose diameter (H1) |      | Retail price R |
|--|------------------|-------|--------------------|------|----------------|
|  |                  |       | (inch)             | (mm) |                |
| <b>MFL3 45°</b><br> | LHTSH12FL3-12H45 | 3/4   | 3/4                | 19   |                |
|  | LHTSH16FL3-12H45 | 1     | 3/4                | 19   |                |
|  | LHTSH16FL3-16H45 | 1     | 1                  | 25   |                |
|  | LHTSH20FL3-16H45 | 1 1/4 | 1                  | 25   |                |
|  | LHTSH20FL3-20H45 | 1 1/4 | 1 1/4              | 32   |                |
|  | LHTSH24FL3-20H45 | 1 1/2 | 1 1/4              | 32   |                |
|  | LHTSH24FL3-24H45 | 1 1/2 | 1 1/2              | 38   |                |
|  | LHTSH32FL3-24H45 | 2     | 1 1/2              | 38   |                |
|  | LHTSH32FL3-32H45 | 2     | 2                  | 50   |                |



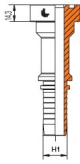
## Interlock Hose Fittings

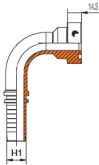
| SAE FLANGE 6000 PSI  | Part number    | (D1)  | Hose diameter (H1) |      | Retail price R |
|--|----------------|-------|--------------------|------|----------------|
|  |                |       | (inch)             | (mm) |                |
| <b>MFL6</b><br><br> | LHTSH12FL6-12H | 3/4   | 3/4                | 19   |                |
|  | LHTSH16FL6-12H | 1     | 3/4                | 19   |                |
|  | LHTSH16FL6-16H | 1     | 1                  | 25   |                |
|  | LHTSH20FL6-16H | 1 1/4 | 1                  | 25   |                |
|  | LHTSH20FL6-20H | 1 1/4 | 1 1/4              | 32   |                |
|  | LHTSH24FL6-20H | 1 1/2 | 1 1/4              | 32   |                |
|  | LHTSH24FL6-24H | 1 1/2 | 1 1/2              | 38   |                |
|  | LHTSH32FL6-24H | 2     | 1 1/2              | 38   |                |
|  | LHTSH32FL6-32H | 2     | 2                  | 50   |                |

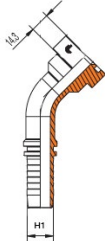
| SAE FLANGE 6000 PSI   | Part number      | (D1)  | Hose diameter (H1) |      | Retail price R |
|---|------------------|-------|--------------------|------|----------------|
|   |                  |       | (inch)             | (mm) |                |
| <b>MFL6 90°</b><br><br> | LHTSH12FL6-12H90 | 3/4   | 3/4                | 19   |                |
|   | LHTSH16FL6-12H90 | 1     | 3/4                | 19   |                |
|   | LHTSH16FL6-16H90 | 1     | 1                  | 25   |                |
|   | LHTSH20FL6-16H90 | 1 1/4 | 1                  | 25   |                |
|   | LHTSH20FL6-20H90 | 1 1/4 | 1 1/4              | 32   |                |
|   | LHTSH24FL6-20H90 | 1 1/2 | 1 1/4              | 32   |                |
|   | LHTSH24FL6-24H90 | 1 1/2 | 1 1/2              | 38   |                |
|   | LHTSH32FL6-24H90 | 2     | 1 1/2              | 38   |                |
|   | LHTSH32FL6-32H90 | 2     | 2                  | 50   |                |

| SAE FLANGE 6000 PSI  | Part number      | (D1)  | Hose diameter (H1) |      | Retail price R |
|--|------------------|-------|--------------------|------|----------------|
|  |                  |       | (inch)             | (mm) |                |
| <b>MFL6 45°</b><br><br> | LHTSH12FL6-12H45 | 3/4   | 3/4                | 19   |                |
|  | LHTSH16FL6-12H45 | 1     | 3/4                | 19   |                |
|  | LHTSH16FL6-16H45 | 1     | 1                  | 25   |                |
|  | LHTSH20FL6-16H45 | 1 1/4 | 1                  | 25   |                |
|  | LHTSH20FL6-20H45 | 1 1/4 | 1 1/4              | 32   |                |
|  | LHTSH24FL6-20H45 | 1 1/2 | 1 1/4              | 32   |                |
|  | LHTSH24FL6-24H45 | 1 1/2 | 1 1/2              | 38   |                |
|  | LHTSH32FL6-24H45 | 2     | 1 1/2              | 38   |                |
|  | LHTSH32FL6-32H45 | 2     | 2                  | 50   |                |

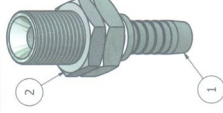
## Interlock Hose Fittings Cat

| SAE FLANGE 9000 PSI   | Part number   | (D1)  | Hose diameter (H1) |      | Retail price R |
|---|---------------|-------|--------------------|------|----------------|
|   |               |       | (inch)             | (mm) |                |
| <b>MFL CAT</b><br><br> | LHTSH12FL912H | 3/4   | 3/4                | 19   |                |
|   | LHTSH16FL912H | 1     | 3/4                | 19   |                |
|   | LHTSH16FL916H | 1     | 1                  | 25   |                |
|   | LHTSH20FL916H | 1 1/4 | 1                  | 25   |                |
|   | LHTSH20FL920H | 1 1/4 | 1 1/4              | 32   |                |
|   | LHTSH24FL920H | 1 1/2 | 1 1/4              | 32   |                |
|   | LHTSH24FL924H | 1 1/2 | 1 1/2              | 38   |                |


| SAE FLANGE 9000 PSI  | Part number     | (D1)  | Hose diameter (H1) |      | Retail price R |
|--|-----------------|-------|--------------------|------|----------------|
|  |                 |       | (inch)             | (mm) |                |
| <b>MFL CAT 90</b><br><br> | LHTSH12FL912H90 | 3/4   | 3/4                | 19   |                |
|  | LHTSH16FL912H90 | 1     | 3/4                | 19   |                |
|  | LHTSH16FL916H90 | 1     | 1                  | 25   |                |
|  | LHTSH20FL916H90 | 1 1/4 | 1                  | 25   |                |
|  | LHTSH20FL920H90 | 1 1/4 | 1 1/4              | 32   |                |
|  | LHTSH24FL920H90 | 1 1/2 | 1 1/4              | 32   |                |
|  | LHTSH24FL924H90 | 1 1/2 | 1 1/2              | 38   |                |

| SAE FLANGE 9000 PSI  | Part number     | (D1)  | Hose diameter (H1) |      | Retail price R |
|--|-----------------|-------|--------------------|------|----------------|
|  |                 |       | (inch)             | (mm) |                |
| <b>MFL CAT 45</b><br><br> | LHTSH12FL912H45 | 3/4   | 3/4                | 19   |                |
|  | LHTSH16FL912H45 | 1     | 3/4                | 19   |                |
|  | LHTSH16FL916H45 | 1     | 1                  | 25   |                |
|  | LHTSH20FL916H45 | 1 1/4 | 1                  | 25   |                |
|  | LHTSH20FL920H45 | 1 1/4 | 1 1/4              | 32   |                |
|  | LHTSH24FL920H45 | 1 1/2 | 1 1/4              | 32   |                |
|  | LHTSH24FL924H45 | 1 1/2 | 1 1/2              | 38   |                |


## Various Hose Fittings

| SPECIAL BULK HEAD HOSE TAIL 1/2BSP MX1/2 HOSE  | Part number | (D1)    | Hose diameter (H1) |      | Retail price R |
|--|-------------|---------|--------------------|------|----------------|
|  |             |         | (inch)             | (mm) |                |
| LHT<br> | LHT-08BR08H | 1/2 BSP | 1/2                | 13   |                |


### stecko hosetails

| STECKO HOSETAILS  | Part number | Description                         | Retail price R |
|---|-------------|-------------------------------------|----------------|
|  | STH04ST04H  | Hosetail 1/4 Stecko Male x 1/4 Hose |                |
|   | STH06ST06H  | Hosetail 3/8 Stecko Male x 3/8 Hose |                |
|   | STH08ST08H  | Hosetail 1/2 Stecko Male x 1/2 Hose |                |
|   | STH12ST12H  | Hosetail 3/4 Stecko Male x 3/4 Hose |                |
|   | STH16ST16H  | Hosetail 1 Stecko Male x 1 Hose     |                |

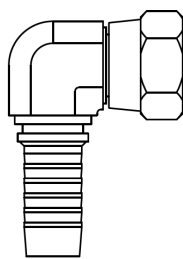
### life savers

| LIFE SAVERS  | Part number | Description             | Retail price R |
|--|-------------|-------------------------|----------------|
|  | LST-04H     | Life saver for 1/4 Hose |                |
|  | LST-06H     | Life saver for 3/8 Hose |                |
|  | LST-08H     | Life saver for 1/2 Hose |                |
|  | LST-10H     | Life saver for 5/8 Hose |                |
|  | LST-12H     | Life saver for 3/4 Hose |                |
|  | LST-16H     | Life saver for 1 Hose   |                |

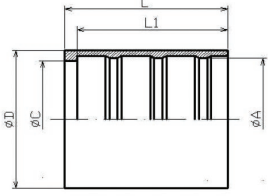
### hose joiner

| HOSE JOINER   | Part number | Description           | Retail price R |
|---|-------------|-----------------------|----------------|
|  | HJT-0404H   | Hose Joiner Tail 1/4  |                |
|   | HJT-0505H   | Hose Joiner Tail 5/16 |                |
|   | HJT-0606H   | Hose Joiner Tail 3/8  |                |
|   | HJT-0808H   | Hose Joiner Tail 1/2  |                |
|   | HJT-1010H   | Hose Joiner Tail 5/8  |                |
|   | HJT-1212H   | Hose Joiner Tail 3/4  |                |
|   | HJT-1616H   | Hose Joiner Tail 1    |                |

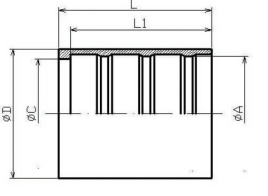
### compact hosetail BSP female 90°

| COMPACT HOSETAIL  | Part number   | Description                     | Retail price R |
|---|---------------|---------------------------------|----------------|
|  | CHT04FRS04H90 | Hosetail 1/4 BSP FEM x 1/4 Hose |                |
|   | CHT06FRS06H90 | Hosetail 3/8 BSP FEM x 3/8 Hose |                |
|   | CHT08FRS08H90 | Hosetail 1/2 BSP FEM x 1/2 Hose |                |
|   | CHT12FRS12H90 | Hosetail 3/4 BSP FEM x 3/4 Hose |                |

## Smooth and Convoluted Collars


| MILD STEEL COLLARS FOR SMOOTH   | Part number  | Hose diameter (H1) |      | Retail price R |
|---|--------------|--------------------|------|----------------|
|   |              | (inch)             | (mm) |                |
| PTFE<br> | MSC-SMPTFE14 | 1/4                | 6    |                |
|   | MSC-SMPTFE38 | 3/8                | 10   |                |
|   | MSC-SMPTFE12 | 1/2                | 13   |                |
|   | MSC-SMPTFE34 | 3/4                | 19   |                |
|   | MSC-SMPTFE1  | 1                  | 25   |                |
|   |              |                    |      |                |


| DIMENSIONS |      |      |      |      |    |
|------------|------|------|------|------|----|
| DN         | L    | L1   | ØA   | ØC   | ØD |
| DN         | L    | L1   | ØA   | ØC   | ØD |
| 3/16"      | 30   | 27,5 | 10   | 8,5  | 14 |
| 1/4"       | 30   | 27,5 | 11   | 10,7 | 15 |
| 5/16"      | 30   | 28   | 13   | 12,8 | 17 |
| 3/8"       | 30   | 28   | 14   | 14   | 18 |
| 1/2"       | 32   | 29,5 | 19   | 18,6 | 24 |
| 5/8"       | 30   | 27,5 | 22   | 21,5 | 28 |
| 3/4"       | 33,5 | 30,5 | 24,9 | 24,4 | 30 |
| 1"         | 45   | 42   | 30,3 | 30,3 | 36 |


| MILD STEEL COLLARS FOR CONVOLUTED   | Part number   | Hose diameter (H1) |      | Retail price R |
|---|---------------|--------------------|------|----------------|
|   |               | (inch)             | (mm) |                |
| PTFE<br> | MSC-CONPTFE04 | 1/4                | 6    |                |
|   | MSC-CONPTFE06 | 3/8                | 10   |                |
|   | MSC-CONPTFE08 | 1/2                | 13   |                |
|   | MSC-CONPTFE10 | 5/8                | 16   |                |
|   | MSC-CONPTFE12 | 3/4                | 19   |                |
|   | MSC-CONPTFE16 | 1                  | 25   |                |
|   |               |                    |      |                |

| DIMENSIONS |    |      |      |      |    |
|------------|----|------|------|------|----|
| DN         | L  | L1   | ØA   | ØC   | ØD |
| 1/4"       | 32 | 29,5 | 12,4 | 11   |    |
| 3/8"       | 30 | 28   | 17,8 | 15,5 |    |
| 1/2"       | 33 | 30,5 | 21   | 18,6 |    |
| 5/8"       | 36 | 33,5 | 24,5 | 22   |    |
| 3/4"       | 40 | 37   | 30   | 27   |    |
| 1"         | 50 | 46,3 | 34,8 | 33   |    |
| 1" 1/4     | 59 | 55   | 42   | 38   |    |
| 1" 1/2     | 63 | 59   | 49   | 44,3 |    |
| 2"         | 70 | 66   | 63   | 60   |    |

# Push Lock Hose Tail

| NPT MALE  | Part Number | NPT Push Loch H/Tail | Thread Size NPT Male | Hose Size | List Price |
|---|-------------|----------------------|----------------------|-----------|------------|
|  | PHT02N04PH  | PUSHLOCK HOSETAIL    | 1/8                  | 1/4       |            |
|   | PHT04N04PH  | PUSHLOCK HOSETAIL    | 1/4                  | 1/4       |            |
|   | PHT04N06PH  | PUSHLOCK HOSETAIL    | 1/4                  | 3/8       |            |
|   | PHT06N06PH  | PUSHLOCK HOSETAIL    | 3/8                  | 3/8       |            |
|   | PHT06N08PH  | PUSHLOCK HOSETAIL    | 3/8                  | 1/2       |            |
|   | PHT08N06PH  | PUSHLOCK HOSETAIL    | 1/2                  | 3/8       |            |
|   | PHT08N08PH  | PUSHLOCK HOSETAIL    | 1/2                  | 1/2       |            |
|   | PHT08N10PH  | PUSHLOCK HOSETAIL    | 1/2                  | 5/8       |            |
|   | PHT08N12PH  | PUSHLOCK HOSETAIL    | 1/2                  | 3/4       |            |
|   | PHT12N08PH  | PUSHLOCK HOSETAIL    | 3/4                  | 1/2       |            |
|   | PHT12N12PH  | PUSHLOCK HOSETAIL    | 3/4                  | 3/4       |            |

| JIC FEMALE SWIVEL  | Part Number  | NPT Push Loch H/Tail | Thread Size JIC Female | Hose Size | List Price |
|--|--------------|----------------------|------------------------|-----------|------------|
|  | PHT04FJS04PH | PUSHLOCK HOSETAIL    | 1/4                    | 1/4       |            |
|  | PHT05FJS04PH | PUSHLOCK HOSETAIL    | 5/16                   | 1/4       |            |
|  | PHT06FJS04PH | PUSHLOCK HOSETAIL    | 3/8                    | 1/4       |            |
|  | PHT06FJS06PH | PUSHLOCK HOSETAIL    | 3/8                    | 3/8       |            |
|  | PHT08FJS06PH | PUSHLOCK HOSETAIL    | 1/2                    | 3/8       |            |
|  | PHT08FJS08PH | PUSHLOCK HOSETAIL    | 1/2                    | 1/2       |            |
|  | PHT10FJS08PH | PUSHLOCK HOSETAIL    | 5/8                    | 1/2       |            |
|  | PHT10FJS10PH | PUSHLOCK HOSETAIL    | 5/8                    | 5/8       |            |
|  | PHT12FJS12PH | PUSHLOCK HOSETAIL    | 3/4                    | 3/4       |            |
|  | PHT16FJS16PH | PUSHLOCK HOSETAIL    | 1                      | 1         |            |

| JIC FEMALE SWIVEL 90degree  | Part Number    | NPT Push Loch H/Tail | Thread Size JIC Female 90° | Hose Size | List Price |
|---|----------------|----------------------|----------------------------|-----------|------------|
|  | PHT04FJS04PH90 | PUSHLOCK HOSETAIL    | 1/4                        | 1/4       |            |
|   | PHT06FJS06PH90 | PUSHLOCK HOSETAIL    | 3/8                        | 3/8       |            |
|   | PHT08FJS08PH90 | PUSHLOCK HOSETAIL    | 1/2                        | 1/2       |            |
|   | PHT10FJS10PH90 | PUSHLOCK HOSETAIL    | 5/8                        | 5/8       |            |
|   | PHT12FJS12PH90 | PUSHLOCK HOSETAIL    | 3/4                        | 3/4       |            |



## Notes